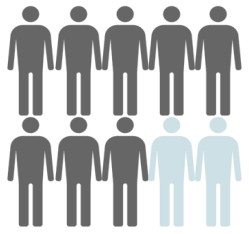


Oregon Respondents Struggle to Afford Health Care:

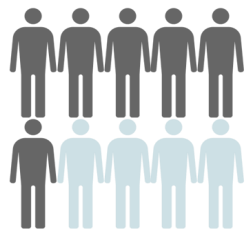
Selected Results from the Consumer Health Care Experience State Survey (CHESS)



77%

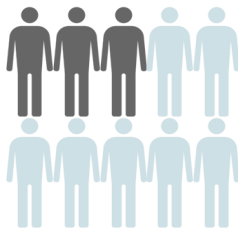
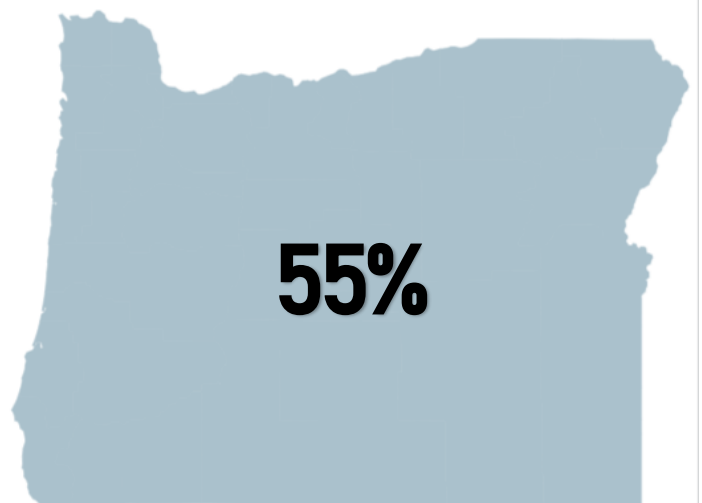
reported being "worried" or "very worried" about affording some aspect of health care in the future.

Percent who **went without care due to cost** in the past twelve months:



61%

experienced at least one health care affordability burden in the past year.



34%

got the care they needed but struggled to pay the resulting bill.

92% of respondents said that they believe the government should make it easier to switch insurers if a health plan drops your doctor, including 91% of Republican respondents, 93% of Democrat respondents, and 93% of unaffiliated respondents.

92% of respondents agreed that the government should show what a fair price would be for specific procedures, including 91% of Republican respondents, 94% of Democrat respondents, and 90% of unaffiliated respondents.

91% of respondents said that they believe the government should require insurers to provide up-front cost estimates to consumers, including 89% of Republican respondents, 93% of Democrat respondents, and 91% of unaffiliated respondents.

88% of respondents said that they believe the government should set standard prices for prescription drugs to make them affordable, including 81% of Republican respondents, 91% of Democrat respondents, and 89% of unaffiliated respondents.

91% of respondents said that they believe the government should require hospitals and doctors to provide up-front cost estimates to consumers, including 91% of Republican respondents, 92% of Democrat respondents, and 89% of unaffiliated respondents.